



The new degree of comfort.™



Water

Commercial Gas
AdvantagePlus Water Heaters

AdvantagePlus is a family of ultra high efficiency commercial gas water heaters with 95 percent thermal efficiency for lower operating costs

Features & Benefits

Rheem AdvantagePlus™ water heaters offer ultra high efficiency and reliability. Models are available that range from 100,000-199,000 Btu/h, with a temperature setting from 70 to 160 degrees Fahrenheit; 180 degree maximum temperature available on HE55-160 and HE55-199 models, with included booster kit.

Efficiency

- 95% Thermal efficiency
- 2" Non-CFC, polyurethane foam insulation reduces standby heat loss

Electronic Control Panel

Self-diagnostic electronic control with HSI ignition control and diagnostics.

Technology & Construction

The heart of the system is a coil heat exchanger, which is constructed of corrosion resistant, high efficiency, 90/10 cupronickel. Stainless steel tank construction requires no anode rods. Durable plastic exterior shell.

Removable Front Cover

Allows for easy access to equipment (24 inches of service clearance is recommended)

Low Cost Venting

No chimney required. Vents through standard PVC, CPVC and ABS pipes, with a vent run up to 85 feet total for exhaust and intake.

Power Direct Vent

Install as a two pipe power direct vent when air quality or negative air pressure are issues. Optional concentric vent kits are available for side or vertical venting. Optional aluminum outside vent termination kit.

CSA/ASME Rated T&P Valve

Factory installed relief valve

Ultra Low NOx Burner

Design reduces NOx emissions to less than 14 ng/J. (SCAQMD Rule 1146.2 compliant)

Clearances

Zero clearance to combustibles


Altitude Certification

Certified up to 10,000 feet above sea level

Warranty

3-Year limited tank warranty

See Commercial Warranty Certificate for complete information.



Rheem AdvantagePlus

55, 80 & 119-Gallon Capacities
 100,000-199,000 Btu/h
 No Chimney Required
 Low Water Cut-off on All Models
 Power Direct Vent
 Natural Gas and LP



Certification & Ratings | AdvantagePlus commercial water heaters are UL/ULCX listed and exceed the minimum efficiency requirements of ASHRAE/IES 901b-1992. They are supplied with an CSA/ASME rated temperature and pressure relief valve. The control panel is an integrated solid state temperature and ignition control device with integral diagnostics, LED fault display capability and digital display of temperature setting. All models are North Carolina Code compliant. Meet all safety and construction requirements of ANSI Z21.10.3. **Certified for 150 PSI maximum working pressure.**



INTEGRATED AIR & WATER

RECOVERY CAPACITIES														
Recovery in U.S. Gallons/Hr. (GPH) and Liters/Hr. (LPH) at Various Temperature Rises														
MODEL NUMBER	INPUT (BTU/H) NAT. & LP	THERMAL EFFICIENCY	UNITS	40°F (22°C)	50°F (28°C)	60°F (33°C)	70°F (39°C)	80°F (45°C)	90°F (50°C)	100°F (56°C)	110°F (61°C)	120°F (67°C)	130°F (72°C)	140°F (78°C)
HE55-100	100,000	95%	GPH	288	230	192	165	144	128	115	105	96	N/A	N/A
			LPH	1090	872	726	623	545	484	436	396	363	N/A	N/A
HE55-130 HE80-130 HE119-130	130,000	95%	GPH	374	299	249	214	187	166	150	136	125	N/A	N/A
			LPH	1417	1133	944	809	708	630	567	515	472	N/A	N/A
HE80-160 HE119-160	160,000	95%	GPH	461	368	307	263	230	205	184	167	154	N/A	N/A
			LPH	1744	1395	1162	996	872	775	697	634	581	N/A	N/A
HE80-199 HE119-199	199,000	95%	GPH	573	458	382	327	286	255	229	208	191	N/A	N/A
			LPH	2169	1735	1446	1239	1084	964	867	789	723	N/A	N/A
BOOSTER														
HE55-160	160,000	95%	GPH	461	368	307	263	230	205	184	167	154	142	132
			LPH	1744	1395	1162	996	872	775	697	634	581	536	498
HE55-199	199,000	95%	GPH	573	458	382	327	286	255	229	208	191	176	164
			LPH	2169	1735	1446	1239	1084	964	867	789	723	667	620

Recovery rating is based on thermal efficiencies obtained in an UL certified laboratory.

MAXIMUM DELIVERY																
In U.S. Gallons and Liters (Includes useable storage and recovery for indicated times)																
MODEL NUMBER	GAL.	LITERS	INPUT (BTU/H) NAT. & LP	TEMP. RISE	UNITS	5 MIN.	10 MIN.	15 MIN.	20 MIN.	30 MIN.	45 MIN.	1 HR.	2 HR.	3 HR.	MIN. TO RECOVER CONTENTS	
HE55-100	55	208	100,000	100°F	GAL.	48	58	67	77	96	125	154	269	384	29	
				56°C	LTR.	182	219	255	291	364	473	582	1019	1455		
HE55-130	55	208	130,000	100°F	GAL.	51	63	76	88	113	151	188	338	488	22	
				56°C	LTR.	193	240	288	335	430	571	713	1281	1848		
HE80-130	80	303	130,000	100°F	GAL.	68	81	93	106	131	168	206	355	505	32	
				56°C	LTR.	259	306	354	401	495	637	779	1345	1912		
HE119-130	119	450	130,000	100°F	GAL.	96	108	121	133	158	196	233	383	532	48	
				56°C	LTR.	363	410	457	504	599	750	882	1449	2015		
HE55-160	55	208	160,000	100°F	GAL.	54	69	85	100	131	177	223	407	591	18	
				56°C	LTR.	204	262	320	379	495	670	844	1542	2241		
HE80-160	80	303	160,000	100°F	GAL.	71	87	102	117	148	194	240	424	609	26	
				56°C	LTR.	270	328	386	444	561	735	909	1607	2304		
HE119-160	119	450	160,000	100°F	GAL.	99	114	129	145	175	221	268	452	636	39	
				56°C	LTR.	373	432	490	548	664	838	1013	1710	2408		
HE55-199	55	208	199,000	100°F	GAL.	58	77	96	115	153	210	268	497	726	14	
				56°C	LTR.	218	291	363	435	580	797	1014	1883	2751		
HE80-199	80	303	199,000	100°F	GAL.	75	94	113	132	171	228	285	514	743	21	
				56°C	LTR.	284	357	429	501	646	863	1079	1947	2814		
HE119-199	119	450	199,000	100°F	GAL.	102	121	141	160	198	255	312	542	771	31	
				56°C	LTR.	338	460	532	604	749	966	1183	2050	2918		

All models have a maximum setpoint of 160°F with the exception of the HE55-160 and HE55-199 booster models. The HE55-160 and HE55-199 have a maximum setpoint of 180°F.

DIMENSIONAL INFORMATION													
All dimensions shown in English and Metric													
MODEL NUMBER	UNITS	A	B	C	D	E	F	G	H	VENT	WATER CONNECTIONS		APPROX SHIPPING WT.
											INLET	OUTLET	
HE55-100	inches	52	23-1/2	32	45	5	25-1/4	27-9/16	5-7/8	2	1	1	175 lbs.
HE55-130	mm	1321	597	813	1143	127	641	700	149	51	25	25	79 kgs
HE55-160	inches	52	23-1/2	32	45	5	25-1/4	27-9/16	5-7/8	3	1	1	175 lbs.
HE55-199	mm	1321	597	813	1143	127	641	700	149	76	25	25	79 kgs
HE80-130	inches	72	23-1/2	32	65	5	25-1/4	20-1/4	7-3/4	3*	1-1/2	1-1/2	235 lbs.
HE80-160	mm	1854	597	813	1651	127	641	514	197	76	38	38	106 kgs
HE119-130	inches	73	27	36	66-3/4	6-3/4	28-7/8	22	9-1/2	3*	1-1/2	1-1/2	405 lbs.
HE119-160	mm	1854	686	914	1695	171	733	559	241	76	38	38	184 kgs

0" CLEARANCE TO COMBUSTIBLES ON ALL ADVANTAGE PLUS UNITS, HOWEVER, A 24" CONTROL PANEL SERVICE CLEARANCE IS RECOMMENDED.

MODELS WITH INPUTS OF 100,000 BTU/H AND 130,000 BTU/H ARE CERTIFIED TO VENT WITH 2" SCHEDULE 40 PVC OR CPVC PIPE.

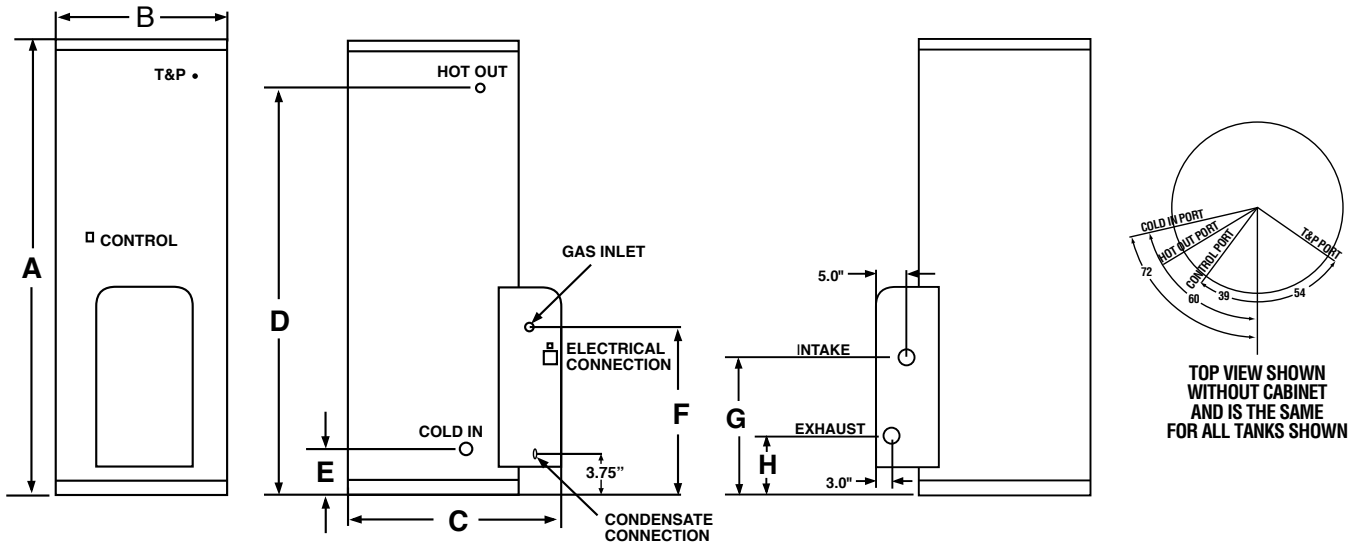
(FOR CANADIAN INSTALLATION PLEASE USE ULC-S636 PVC OR CPVC PIPE.)

* 130,000 Btu/h models are certified to be installed with 2" venting.

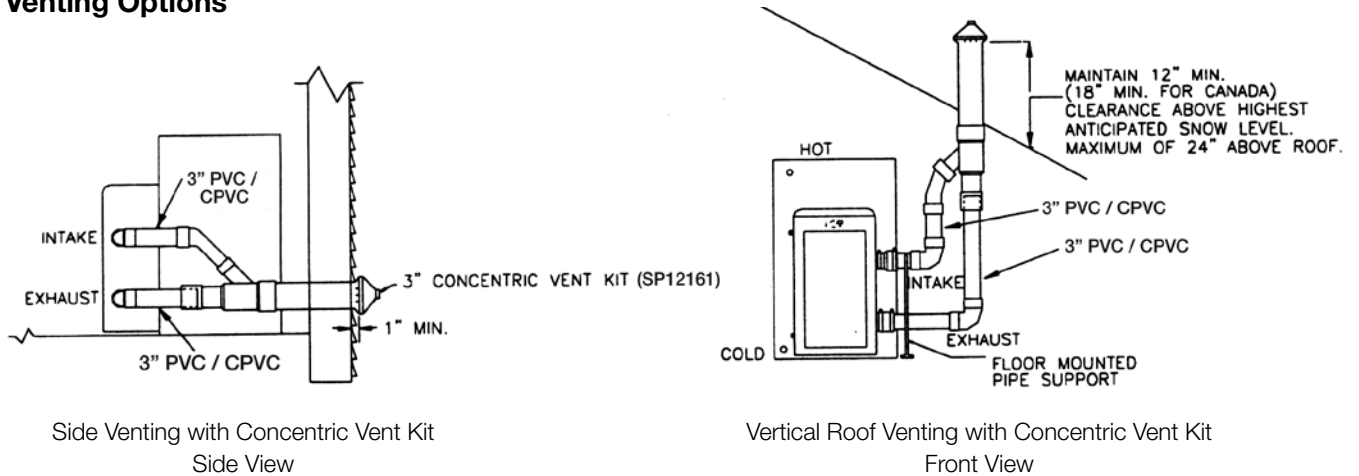
All models require a 120V power source.

See use and care manual for venting details.

Dimensional Information

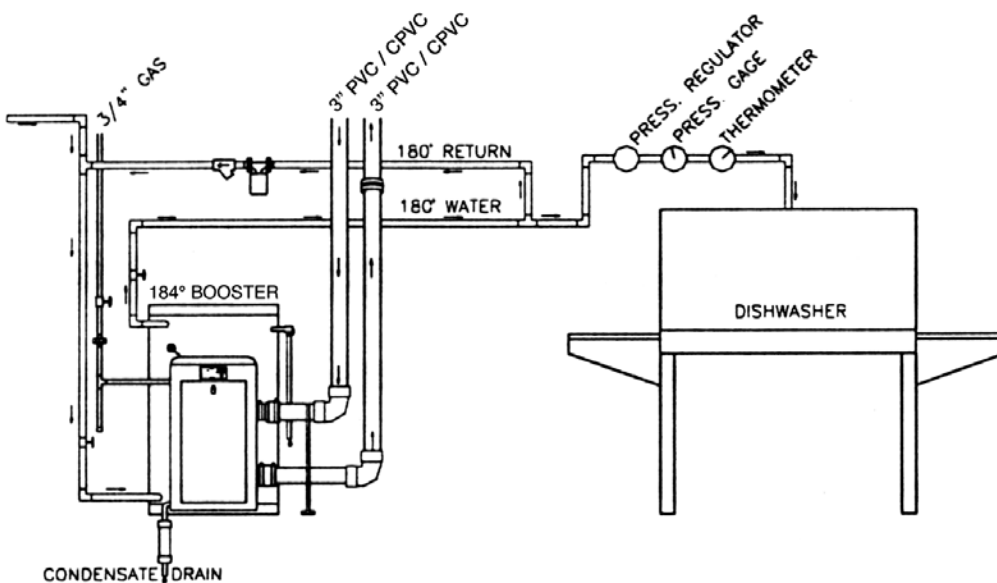


Venting Options



NOTE: An aluminum outside vent termination kit is also available. (SP12162)
For Canadian installation please use ULC-S636 PVC or CPVC pipe.

Booster for High Temperature Sanitation Rinse





The new degree of comfort.™



Water

Commercial Gas
AdvantagePlus Water Heaters

The HE55-160 and HE55-199 Booster models are the only models equipped with a 180° F thermostat. Models with 180° F thermostats come standard with the Booster Installation Kit which includes all necessary components for an approved installation.

Booster Installation Kit includes:

- Nibco Tee – 1" x 1" x 1/2" (2 pieces)
- Female Adapter – 1" (2 pieces)
- Dial Thermometer (2 pieces)
- Expansion Tank – 4-1/2 Gallon
- Grundfos 3 Speed Pump with Check Valve
- Nibco 1.2" x 12" Fitting Air Chamber
- Vacuum Relief Valve
- Pressure Gauge – 0-200 PSI
- Nibco Tee 712R – 1" x 1" x 3/4" (2 pieces)
- Nibco Tee 714RR – 1" x 1/2" x 1"
- Nibco Tee – 1" x 1/2" x 1" Copper
- Reducing Coupling
- Pressure Reducing Valve
- Nibco Male Adapter – 1"

Recommended Specifications (for trade reference only)

Water Heaters shall be Rheem model number HE- _____.
The Water Heaters shall be a sealed combustion system, taking only outside air for combustion and exhausting the flue gas with plastic pipe. The intake air shall be piped with plastic PVC or CPVC pipe, 3" in diameter (2" in diameter for 100,000 Btu/h and 130,000 Btu/h) and the exhaust gas shall be piped with PVC or CPVC pipe. All related intake air and exhaust gas shall be approved for zero clearance to any combustible surface.

The heaters shall be constructed of 316L stainless steel. The primary condensing heat exchanger shall be constructed of 90/10 cupronickel. The insulation is a water blown foam and shall be 2" thick with rating of R14.2 and 3" on the top of the heater rated at R21.3. Insulation shall be enclosed in a plastic shell. All components shall be located in the front of the heater for easy access for serviceability. All related hardware shall be constructed of stainless steel studs and brass nuts for serviceability. Water heater(s) shall be covered by a three year limited tank warranty against tank leaks.

In keeping with its policy of continuous progress and product improvement, Rheem reserves the right to make changes without notice.

Rheem Water Heating • 101 Bell Road
Montgomery, Alabama 36117-4305 • www.rheem.com

Rheem Canada Ltd./Ltée • 125 Edgeware Road, Unit 1
Brampton, Ontario L6Y 0P5 • www.rheem.com



INTEGRATED AIR & WATER