



The new degree of comfort.™



Commercial Storage Tanks  
Large Volume

## Large volume vertical storage tanks are designed for applications that require large quantities of potable hot water in short periods of time

### Features & Benefits

When used in tandem with Rheem-Ruud commercial water heating equipment, these storage tanks provide the flexibility needed for many commercial applications. Installed individually, or manifolded, these storage tanks can provide 80% draw capability without an appreciable temperature decrease in single temperature applications.

### Long Life Tank Design

Unique steel formulation with high temperature porcelain enamel maximizes corrosion resistance and results in a superior tank design. Heavy duty magnesium anode rod(s) are installed for longer tank life.

### Efficient design

Rigid 2" polyurethane foam insulation provides superior insulating qualities and results in reduced operating costs.

### Tank Openings

Circulating line/cold inlet connections are 3" NPT (2-1/2" on 200 gallon) and hot outlet is 2".

### ASME

All large volume commercial storage tanks are certified to ASME boiler and pressure vessel code standards.

### Warranty

5-Year limited tank warranty against tank leaks.

See Commercial Warranty Certificate for complete information

**Efficiency** | Jacketed models meet or exceed thermal efficiency and standby loss requirements of current ASHRAE standards (Part of the Federally mandated Energy Policy Act (EPact).



### Rheem-Ruud Large Volume Storage Tanks

200 to 950-Gallon Capacities  
Available in Jacketed and Non-Jacketed Models



ASME

### Recommended Specifications (Jacketed Models):

Storage tank(s) shall be Rheem-Ruud model \_\_\_\_\_.  
Storage tank(s) shall have a storage capacity of \_\_\_\_\_ gallons. Tank(s) interior shall be coated with a high temperature porcelain enamel and furnished with magnesium anode rod(s) rigidly supported. Storage tank(s) shall be constructed

in accordance with the requirements of the ASME Boiler and Pressure Vessel Code, stamped and registered with the National Board of Boiler and Pressure Vessel Inspectors. Tank(s) shall have a working pressure rating of \_\_\_\_\_ psi. Tank(s) shall be insulated with a minimum of 2" of rigid polyurethane foam insulation. Storage tank(s) shall be covered by a five year limited warranty against tank leaks.



INTEGRATED AIR & WATER



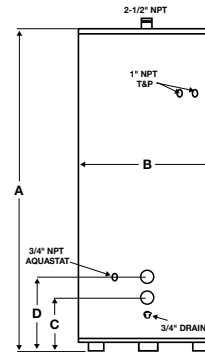
The new degree of comfort.™



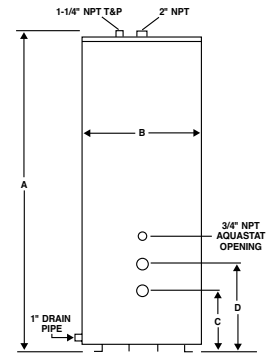
Commercial Storage Tanks  
Large Volume

### DIMENSIONAL INFORMATION FOR VERTICAL ROUND JACKETED STORAGE TANKS (All dimensions shown in English and Metric)

MODEL NUMBER	UNITS	A	B	C	D	WATER CONNECTIONS		APPROX. SHIPPING WEIGHT
						TOP OUTLET	FRONT SIDE	
ST200A	inches	79-1/2	34	13-3/16	18-3/16	2-1/2	2-1/2	872 lbs.
	mm	2019	864	335	462	64	64	395 kgs.
ST260A	inches	95-1/2	34	18	26	2	3	1108 lbs.
	mm	2426	864	457	660	51	76	503 kgs.
ST320A	inches	84-1/2	40	19-3/4	27-1/4	2	3	1290 lbs.
	mm	2146	1016	502	692	51	76	586 kgs.
ST430A	inches	84-1/2	46	21	29	2	3	1626 lbs.
	mm	2146	1168	533	737	51	76	738 kgs.
ST500A	inches	94-1/2	46	21	29	2	3	1765 lbs.
	mm	2400	1168	533	737	51	76	801 kgs.
ST750A	inches	107-1/2	54	22-7/8	30-7/8	2	3	2330 lbs.
	mm	2731	1372	581	784	51	76	1058 kgs.
ST950A	inches	131-1/2	54	22-7/8	30-7/8	2	3	3010 lbs.
	mm	3340	1372	581	784	51	76	1367 kgs.



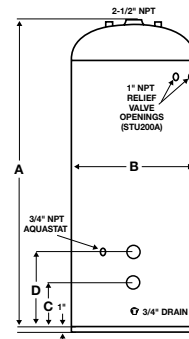
For model ST200A only.



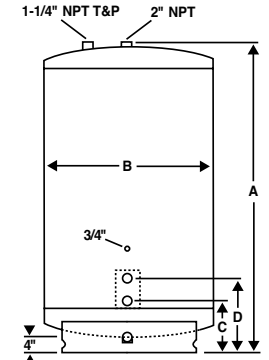
For ST260A, ST320A, ST430A, ST500A, ST750A and ST950A models.

### DIMENSIONAL INFORMATION FOR VERTICAL BARE (NON-JACKETED) STORAGE TANKS (All dimensions shown in English and Metric)

MODEL NUMBER	UNITS	A	B	C	D	WATER CONNECTIONS		APPROX. SHIPPING WEIGHT
						TOP OUTLET	FRONT SIDE	
STU200A	inches	75-3/4	30	10-15/16	18-7/16	2-1/2	2-1/2	488 lbs.
	mm	1924	762	278	469	64	64	222 kgs.
STU260A	inches	88	30	15-3/4	23-3/4	2	3	464 lbs.
	mm	2235	762	400	603	51	76	211 kgs.
STU320A	inches	76	36	17-3/8	25-3/8	2	3	574 lbs.
	mm	1930	914	441	645	51	76	261 kgs.
STU430A	inches	76	42	18-7/8	26-7/8	2	3	816 lbs.
	mm	1930	1067	479	683	51	76	370 kgs.
STU500A	inches	88	42	18-7/8	26-7/8	2	3	925 lbs.
	mm	2235	1067	479	683	51	76	420 kgs.
STU750A	inches	100	48	20-7/8	28-7/8	2	3	1387 lbs.
	mm	2540	1219	530	733	51	76	630 kgs.
STU950A	inches	124	48	20-7/8	28-7/8	2	3	1651 lbs.
	mm	3150	1219	530	733	51	76	750 kgs.



For model STU200A only.



For STU260A, STU320A, STU430A, STU500A, STU750A and STU950A models.

### TANK INFORMATION (Shown in English and Metric)

MODEL NUMBER	TANK CAPACITY		MAXIMUM WORKING PRESSURE ASME
	GALLONS	LITERS	
ST(U)200A	200	758	150 PSI
			1034 kPa
ST(U)260A	257	974	125 PSI
			862 kPa
ST(U)320A	318	1205	125 PSI
			862 kPa
ST(U)430A	432	1637	125 PSI
			862 kPa
ST(U)500A	504	1910	125 PSI
			862 kPa
ST(U)750A	752	2850	125 PSI
			862 kPa
ST(U)950A	940	3563	125 PSI
			862 kPa

In keeping with its policy of continuous progress and product improvement, Rheem reserves the right to make changes without notice.

Rheem Water Heating • 101 Bell Road  
Montgomery, Alabama 36117-4305 • www.rheem.com

Rheem Canada Ltd./Ltée • 125 Edgeware Road, Unit 1  
Brampton, Ontario L6Y 0P5 • www.rheem.com



INTEGRATED AIR & WATER